

Screen-Tech®
the screen company

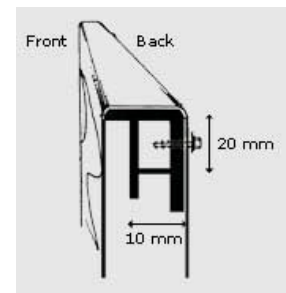

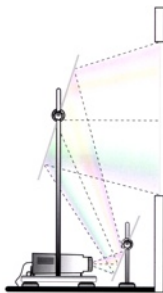
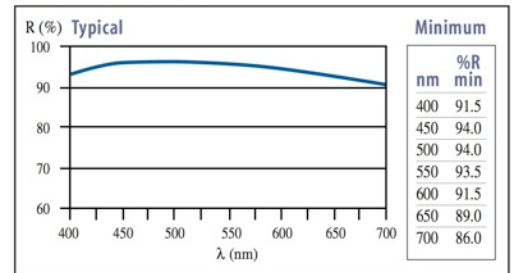
PROJECTION MIRRORS IN GLASS OR FOIL

ST-projection mirrors are made from float glass, or a brilliant reflector foil stretched around an aluminum framework. For highest reflection for any projector for professionals or home cinema. Both reflector types have similar optical characteristics and show only mechanical differences. **ST-GS** glass mirrors can be cleaned wet - **ST-AV-HS** foil mirrors are light weights and unbreakable.

Surface reflectors with highest reflection and absolutely no ghosting.

Now it's possible to reduce the projection depth drastically without using expensive wide angle objectives and without losing the image quality.

HR94™ Spectral Performance



ST-GS - OPTICAL GLASS MIRROR

- all sizes up to 330 x 188 cm
- thickness float glass 3 - 6 mm
- coating one side AL+SiO₂
- approx 95% reflection - 45°/550 nm
- for 3D with polarized light
- also as trapezoid available
- edges chamfered
- wet cleaning with soft cloth

ST-AV-HS - FOIL MIRROR

- all sizes up to 600 x 185 cm
- thickness alu frame 20 or 40 mm
- weight only approx. 2,2 kg/m²
- corrosion resistant, unbreakable
- approx 95% reflection - 45°/550 nm
- for 3D with polarized light
- drilling holes for mounting possible
- also as trapezoid available

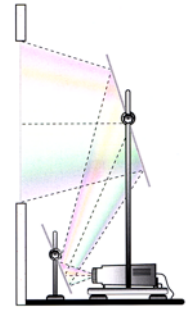
APPLICATIONS

- to reroute the projector light beam
- Scanner
- exhibition and presentation
- TV technique
- copier (only glass)
- overhead-projector (only glass)
- photo optics
- video transfer

ST-GS - GLASS FRONT SURFACE PROJECTION MIRROR

TECHNICAL SPECIFICATIONS

This specification defines the quality and performance criteria for a thin film front surface mirror coated product on glass substrates for use in various projection systems.



ST-GS - TECHNICAL PROPERTIES

Nominal Thickness	Tolerance Range	Flatness Limit	Distortion
3 mm	2.92-3.10	12/12/2"	57°
5 mm	4.80-5.00	12/12/2"	65°
6 mm	5.79-6.20	12/12/2"	65°

Flatness Specification: 12 Power (fringes) / Irregularity (fringes) / Aperture Diameter in inches

Optical Performance:
Spectral Reflectance performance at a 45° angle shall meet the following minimum values

Wavelength	400nm	450nm	500nm	550nm	600nm	650nm	700nm
	91,5 %	94,0 %	94,0 %	93,5 %	91,5 %	89,0 %	85,0 %

Surface Quality Characteristics Edge Chips

Chip Length	Quantity Allowed	Chip Depth	Quantity Allowed
>5 mm (0.200")	None Allowed	>2.5 mm (0.100")	None Allowed
≤5 mm (0.200")	Disregard	≤2.5 mm (0.100")	Disregard

Minimum Usable Area:
Fabricated parts will be inspected to a 100 % usable surface area, minus a 10 mm border

Defect Category	Acceptance Criteria Quantity of Defects per square foot (304.8 mm ²)
Linear (size 100) Width of scratches: Scratches or other imperfections, which are long and narrow in nature and visible by reflection or by transmission. Defects are evaluated at the widest point.	>0.10 mm width not allowed 3 linear defects 0.05-0.01 mm width (0.002"-0.004") per square foot Smaller defects are disregarded
Circular (size 120) Imperfections that are round in nature visible by transmission or by reflection. Diameter is mean diameter measured as (L+W)/2	10 circular defects diameter 0,25-0,500 mm (0.010"-0.019") per square foot 5 circular defects diameter 0,60-1,2 mm (0.024"-0.047") Ignore circular defects <0,25 mm (0.010")

Order:

[click here to order](#)

Screen-Tech reserves the right to make changes in processes, materials and packaging which do not affect the form, fit or function of the mirror in the intended application of rear projection televisions. Screen-Tech strongly recommends the wearing of personal protective equipment when handling glass mirror product.